


VieSID

Therapy Continuum



UNIVERSITÄTSZAHNKLINIK
MEDIZINISCHE UNIVERSITÄT WIEN

This course of the Medical University is operated by the
Vienna School of Interdisciplinary Dentistry

VieSID | Vienna School of
Interdisciplinary Dentistry
Education in Occlusion Medicine

ABOUT

VieSID offers a newly designed Therapy Course focused on prosthetic rehabilitation, from 2023. The program of the Therapy Continuum is based on the didactical experience of the senior members of the VieSID faculty to enhance the success of knowledge transfer of VieSID's prosthetic concepts into the daily practice of interdisciplinary dentistry. Occlusion concepts, function of the masticatory system, esthetics and patients' needs must be considered jointly to achieve a satisfactory prosthetic rehabilitation with long-term stability.

Thus, the aim of the Therapy Continuum is to guide participants from the initial diagnostic findings through the therapeutic rehabilitation process of the masticatory


system. The final diagnosis is followed by the definition of the treatment objectives and management plan for the Therapy Course.

Key topics of the Therapy Continuum include splint therapy, pre-prosthetic orthodontics, full denture, pre-prosthetic implant, temporization and final restoration. The Therapy Course consists of 2 parts: Level 1 and Level 2. Each level is subdivided into 4 modules of 3 days each. Therefore, the entire Therapy Course training amounts to a total of 24 teaching days, spread over 2 years. Applicants for Level 1 need to successfully complete the Basic Curriculum and present 3 fully documented cases according to VieSID standards.



VIESID LECTURERS

Dr. Elöd Úry, MSc



Dr. Elöd Úry is an expert in prosthodontics and functional diagnosis. He operates his private dental clinic in Sopron, Hungary, since 1996. After graduating at the Semmelweis Medical University in Budapest, he received his master degree in dental science under the supervision

of Prof. Slavicek. He has participated in several postgraduate courses before becoming a VieSID instructor. He is currently enrolled in a PhD program through the Department of Evolutionary Anthropology of the University of Vienna, focused on the functional analysis of the stomatognathic system.

Dr. Ian Tester, DDS, MSc



Dr. Ian W. Tester is a fellow and past president of the Canadian Academy of Restorative Dentistry and Prosthodontics (CARDP) and a member of numerous dental organizations including the American Academy of Restorative Dentistry (AARD). He practices general den-

tistry in St. Catharines with a focus on complex dysfunctional patients, which he treats using interdisciplinary approaches. Under the guidance of Prof. Slavicek he obtained a master degree in dental sciences at Donau University in Krems Austria, in 2004. Since then, he has been lecturing internationally on complex treatment planning, including functional diagnostic and treatment of dysfunction based on occlusal reconstruction.

DT Stefan Thunert, MSc



DT Stefan Thunert is a specialist for functional and esthetical dental technology following the VieSID concept in reconstructive dentistry. Since 2000 he owns a dental laboratory and achieved a Master of Science at the Danube University in Krems in 2011. He joined the Vie-

SID lecturer team in 2014, giving lectures and teaching in workshops.

TOPICS

Final diagnose and creating a management plan

Coming to a final diagnosis and conclusion from the diagnostic records:

- Full diagnostic records
- Differential diagnoses and list of problems
- Definition of treatment objectives

Training students to create a management plan for:

- The patient
- The treatment (incl. treatment options)




Diagnostic equilibration

This important pre-treatment procedure is performed in the full programmed articulator. It is a prerequisite in order to check on the dental casts, the plausibility of

invasive occlusal interventions. The process will be demonstrated on a real case and students will be trained to perform under control of their instructors.

Initial treatment: splint therapy

Splint therapy is an important step in the initial phase of oral intervention. It serves as a simple tool to verify treatment objectives, and to reduce muscle spasms and pain. Students will be trained in the fabrication of the most commonly used splints in the VieSID concept. These include the emergency splint, myopathic splint and repositioning splint. Students will produce a splint on themselves and proper technique for its manufacture, insertion and adjustment will be taught.



Diagnostic wax-up and digital functional smile design

This lecture is dedicated to the technical procedure of diagnostic wax-up in order to verify the previously established treatment objectives. It is THE important design phase of the occlusion concept and the esthetics of the individual case. The full programmed articulator is a prerequisite.

The lecture will start with a refreshing of class I wax-up. Consequently, the following points are evaluated in the

diagnostic wax-up procedure: vertical changes in occlusion, posterior support, dental arch development, guidance system, sphericity of occlusion, sketch of esthetic design.

A detailed result of the diagnostic wax-up can be transferred in a mock-up for direct verification in the patient's mouth. Unforeseeable problems in the next steps of the therapy can be minimized with this important procedure.

TOPICS

Full denture occlusion setup

It may surprise that a full denture course has been placed in this early stage of the Continuum Course. However, the set-up of teeth in the 'empty space' of an edentulous mouth is a challenging task in order to reach good function and esthetics for the patient. At the same time, it is a very useful exercise to bring occlusal theory (as taught in the Basic Curriculum) into practice. In the 2 days of the course, students will be confronted with an articulator mounted edentulous case, with the task to perform a complete setup or prostheses teeth in wax in practical training. Again, instructors will focus on the importance of occlusal factors and the functional geometry in space. Beside the occlusal and esthetic aspects, other procedures like impression taking, framework design, possible implant support and finalizing will be shown and explained.



Wax-up „mal-occlusions“

Not every case can be treated into an idealized dental class I occlusion. Sometimes it is necessary to make a good compromise and treat in class II, class III or even in a cross-bite situation, reconstruction of occlusal surfaces in so-called 'mal-occlusion' situation. The stu-

dents will be trained on the full programmed articulator to sketch the important functional determinants in occlusion by waxing, but still establish a sufficient functional and esthetic result.

Pre-prosthetic orthodontics

In modern dentistry, the conservation of natural teeth is an important factor for many patients aiming for dental treatment. Therefore, natural teeth must be maintained and also must be integrated in extensive prosthetic restoration work. Pre-prosthetic orthodontic treatment is therefore a frequently used process in the therapy of complex interdisciplinary cases. Standard orthodontic care does often not follow functional rules, not understanding the specific needs of a prosthodontic therapy. On the other hand, prosthodontists should understand the powerful capability of orthodontic interventions. This

course will guide the students in theory through the most important steps and procedures of pre-prosthetic orthodontics.

Some important aspects are: Integration of natural occlusion into the prosthetic design, management of arch forms, creation of space for implants, ideal positioning of teeth for crown- or bridge framework, fulfillment of esthetic and functional requirements, possible correction of so-called 'mal-occlusion' situations, etc. Upon the orthodontic skills of the prosthodontist, pre-orthodontic treatment can be performed by the prosthodontist.

TOPICS

Pre-prosthetic implantology

The possibilities of implant prosthetics, which was introduced in the 1990s, was a true revolution in modern dentistry. Implants can provide a comfortable rest for prosthetic restoration. They also assist from the bio-mechanical point of view.

Nowadays, most complex prosthodontic cases are managed including implant prosthetics. However, the positioning of the implants relative to the force-vectors of occlusion is of inherent importance for the long-term

stability of dental reconstruction and the implant itself. This course will cover the most important aspects by experienced implantologist. Consequently, the implant placement must be integrated in a proper way in the treatment management plan. From the point of view of VieSID school of thoughts, the implantologist must be a team-player in the interdisciplinary treatment. This course consists of theoretic lectures only.

Therapeutic provisionals

The treatment phase of temporization is one of the most important steps in prosthetic dentistry and needs careful consideration and implementation. The most important pre-planned functional and esthetic parameters must be included and managed. Provisionals still allow the dentist to change and adapt according to the emerging needs of the patient. There are several clinical aspects involved. The course will provide information in detail about management of the periodontal tissue, tooth preparation, impression taking, RP (or TRP) recording and

maintaining according to the TMJ, review of the functions (speech, mastication, swallow, bruxing), review of esthetics, stability in time.

The interdisciplinary cooperation with the dental technician is very important in this phase: the creation of precise working models, the articulations process and full programming of the articulator, the selection of the appropriate technique and material, the process to reline the first provisional, the implementation of the final provisional, corrections, esthetic and functional evaluation.

Final prosthetic implementation

This important part of the continuum covers the phase starting from the successful accepted provisional reconstruction until the implementation of the final restoration. Again, there are important clinical and technical procedures which are important for the stability of the result. A full set of diagnostic records according to VieSID school of thought has to be taken from the patient. Reference Position must be solid and reproducible.

The questions of materials must be finally decided. Final master models must be produced with new impressions and all this information must be properly transferred to

the dental laboratory. After lab finalization, the prosthetic work must be try-on with the purpose of last chance to make changes in occlusion and esthetics. After final implementation, the patient must be in regular (at least annual) inspections and hygiene care.

During the last part of the Continuum the faculty will also focus to auxiliary topics, such as: Consideration on materials and technologies, function and esthetics, function and minimally-invasive dentistry, mandibular repositioning, 3D dentistry - possibilities and no-goes, digital wax-up and design, failures and corrections and more.

Case discussions

- From students
 - Prepared from VieSID faculty
 - Patient and case management
-

GENERAL INFORMATION

Host	Medical University of Vienna & University Clinic of Dentistry Vienna
Organized by	VieSID [®] Vienna School of Interdisciplinary Dentistry in cooperation with the Medical University of Vienna
Lecturers	Dr. Elöd Úry, Dr. Ian Tester, DT Stefan Thunert
Course language	English / with possibility of Russian translation
Target group	Dentists and Dental Technicians
Certificate	Successfully completion of Level 1 is confirmed by a certificate of attendance. The course certificate is issued by VieSID and the Medical University of Vienna after completion of Level 2 and presentation of 3 fully documented cases.
Requirement	Completed Basic Course for attending Level 1. Completed Level 1 for attending Level 2.
Venue	Dental University Clinic of the Medical University of Vienna, Sensengasse 2a, 1090 Vienna, Austria
REGISTRATION	Please register at: www.viesid.com , or send your registration form to: info@viesid.com

To guarantee intensive and effective lessons, the maximum number of participants is limited.
Further information about price and dates on www.viesid.com

For detailed information please contact:

VieSID® Vienna School of Interdisciplinary Dentistry
phone: +43(0)664 233 13 32
e-mail: info@viesid.com

www.viesid.com